


HPS-M1-R = RESISTANCE SIGNAL OUTPUT

0-500mm to 0-4m Measuring length

5 kOhm output



NORDIC TRANSDUCER

HPS-M1 Wire-length transducer.

This type of length transducer are getting more and more popular for usage at industrial measuring jobs at length from 500mm and up. It is easy to mount, do not require any kind of special guide or lining up, the wire must just go straight out of the guide, It is very interesting prices compared with other systems, robust and reliable.

HPS-M1 is equipped with a Nylon coated stainless steel wire, which inside the housing is laid side by side on a spool by means of 3 smaller supporting rollers, this give a minimum of ware on the wire + present it straight in front of the outlet all time.

ELECTRICAL SPECIFICATION

Full stroke	500, 750, 1000, 1250, 1500, 2000, 3000, 4000 mm
Sensor	Wire-wound or hybrid potentiometer
Linearity:	500-750mm +/-0,25% F.S. & Option F +/-0.15% 1m - 4m +/-0,25% F.S. standard & +/-0.1% option F
Repeatability:	+/-0.02% FS
Output resistance:	Standard 5k Ohm +/-10% FS, F class +/-5% FS
Power Rating (watts)	500mm = 1W at 40°C, >1000mm 2W at 40°C
Supply voltage:	Max.30V (AC/DC) best voltage 5-10Volt
Potentiometer/life:	Standard wire wound: 1×10^6 linearity 0.25% FS Hybrid: F25 = 5×10^6 linearity 0.25% FS, F = 5×10^6 linearity 0.1%FS

MECHANICAL SPECIFICATION

Wire:	500-100mm Ø5.5mm nylon wire. >1250mm S304 stainless Steel, with Nylon coating Ø 0,7mm, breaking force 17kg
Max. Travel speed:	Max. 1000 mm/sec (come and go)
Vibration:	10 Hz to 2000Hz, 10g
Cable:	Ø5.4mm radial cable output / or R7 connector
Weight:	900gram approx
Starting Torque on spring:	Stroke < 1250mm = 600gram, stroke>1500mm 1000gram

ENVIRONMENTAL SPEC.


Operating Temp.	-10°C to +50°C
Humidity:	/ RH 35..90% non Condensation
Protection:	IP64: Dust & Dripping proof (only for potentiometer housing)

ELECTRICAL CONNECTION



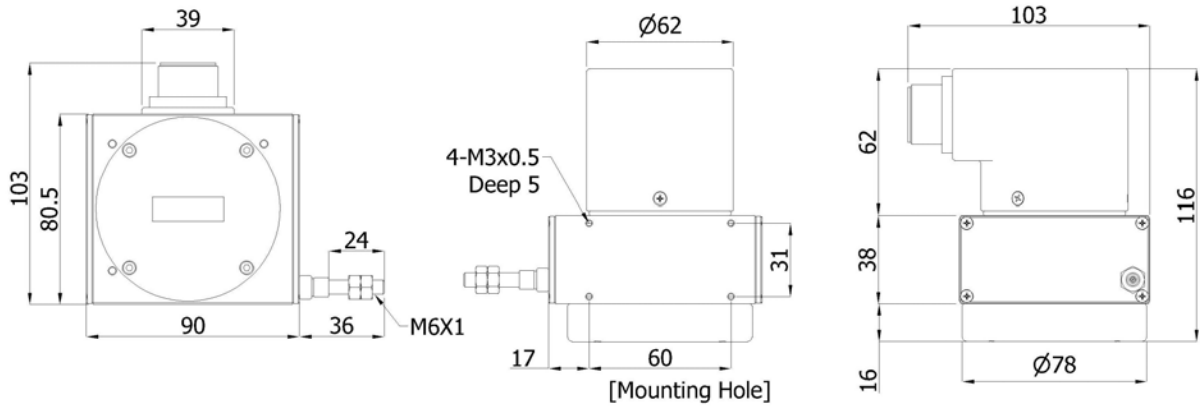
RED +V
BLACK 0v/GROUND
WHITE OUTPUT

HPS-M1-R = RESISTANCE SIGNAL OUTPUT



NORDIC TRANSDUCER


Dimensions mm:



ORDERING INFORMATION

HPS-M1	Measuring Range	Signal mode	Life /accuracy potentiometer	Connection
HPS-M1	05: 500mm 075: 750mm 10: 1000mm 125: 1250mm 15: 1500mm 20: 2000mm 30: 3000mm 40: 4000mm	R = 5k Ohm	Blank: 1x10 ⁶ cycles 0.25% FS F25: 5x10 ⁶ cycles 0.25% FS F: 5x10 ⁶ cycles 0.10% FS	CBLxx xx m Length cable R7 radial connector


HPS-M1 500mm to 4m Measuring length



NORDIC TRANSDUCER

OPTION MP

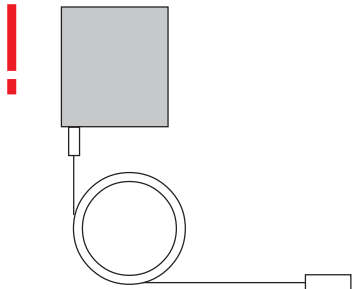
HPS-M1 can be delivered with an 3mm thick mounting plate made of aluminium. This can be mounted behind the wire outlet or under the wire outlet as shown here, both as right or left mounting, so there should be plenty of options how to mount these !




Mounting Plate behind the wire outlet, left or right side



The wire must go straight out of the guide, and may not be free-released when it is pulled out



By means of a roller the unit can be used going around corners !



Dimensions mm:

Under the wire outlet left or right side.



HPS-M1 is supplied with a cable, or a R7 connector as shown here and with female part for the customers connection.