



PY3 FS LINEAR MOTION POSITION TRANSDUCER

□ 18mm Standard stroke range: 10...50mm



NORDIC TRANSDUCER

Roller Head Pre-loaded Spring Type



This mini position transducer is designed for direct absolute measurement and available in stroke Length up to 50mm. The mini design is suitable for mounting in instruments or machines with limited space and specially design for moving stock application.

An improved technique for making connection to resistance track (Double Trimming Technique) ensures the higher degrees of reliability and linearity, while multi-fingers wipers stabilize output signals, even in the most adverse working conditions.

The fixing feet are adjustable to the desired position.

The bearing roller is suitable for measurement of moving pile stock thickness along moving direction.


Unique Features

- Harden steel bearing roller head for measuring of moving items
- Anodized Aluminium Housing
- Mini design for limited space
- Very Long Life
 - >100 x 10⁶ cycles
 - > 25 x 10⁶ m
- Stroke 10....50mm
- Outstanding Linearity ±0.3% to ±0.1%
- High Resolution Infinite
- Excellent Repetability ± 0.01 mm
- Max operating speed 5m/s max.
- Fixed 3 wire connection 1m cable
- Sealing to IP40

Technical Specifications

Sealing- PY3	IP40
Current Resistance	<10mA
Wiper	< 1 µA
Operating Force	<1.2N
Power Consumption	3W-10W
Output Smoothness	<± 0.1% against input voltage
input Voltage	60V Max
Insulation Voltage	500V-1min Residue <5 µA
Vibration	FC 68-2-6:1982 10g
Shock	FC 68-2-29:1968 40g

PY3 FS LINEAR MOTION POSITION TRANSDUCER

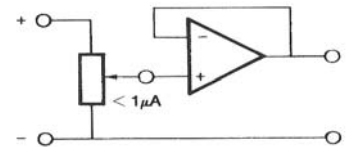


NORDIC TRANSDUCER

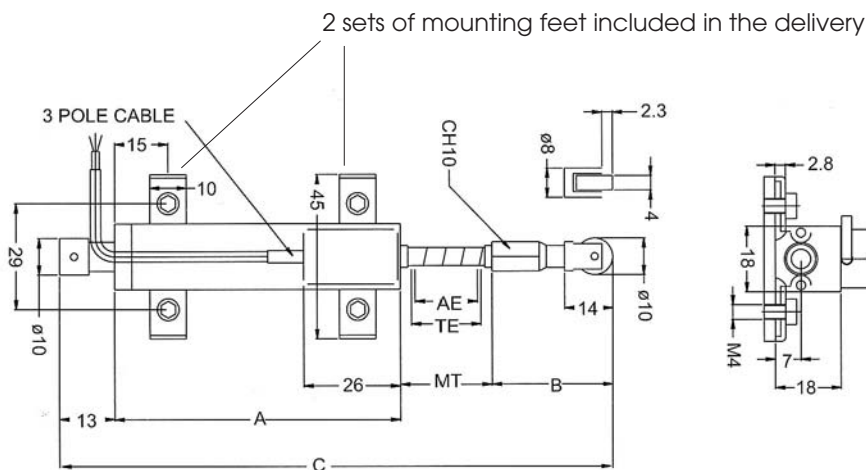


Important:

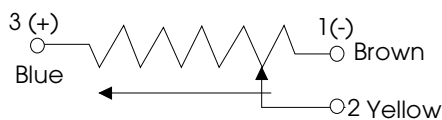
The published technical data are applicable only when the transducer is used correctly, and in accordance with the user manual / instructions. The PY3 linear Position transducers must be used as voltage dividers with a maximum current in the wiper contact of 1 μA ; should the system downstream require more current, further circuitry will be required.



Mechanical Dimensions



Electrical connections



Dimensions for reference only

PY3 series		10	25	50
Total Electrical Travel(T.E)	mm	11	26	51
Active Electrical Travel (A.E)	mm	10	25	50
Resistance $\pm 20\%$	k Ω	1	1	5
Independent Linearity	$\pm\%$	0.3	0.2	0.1
Mechanical Travel (M.T)	mm	15	30	55
Resolution		infinite		
Recommended Cursor Current	μA	< 1		
Temperature Range	$^{\circ}\text{C}$	-30 to +100		
Dimensions (A)	mm	48	63	88
Dimensions (B)	mm	43	43	51
Dimensions (C)	mm	114	149	207