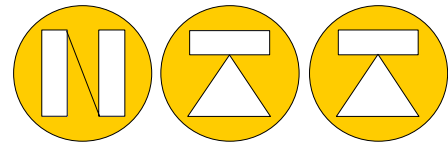


CTCE-TM Compression/Tension Load cell

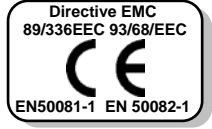
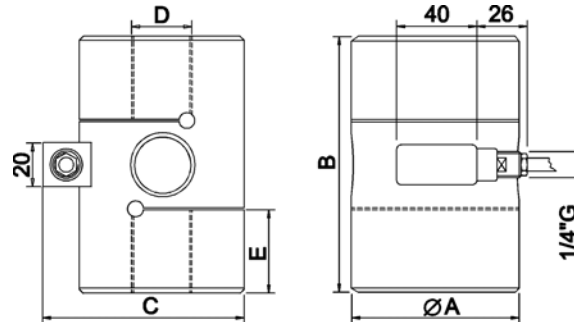
DATA SHEET: CTCETM.02.07.02/rev 02



NORDIC TRANSDUCER



DIMENSIONS (mm)




EN ISO 376

EN Class 00	EN Class 0.5	EN Class 1	LOAD	ØA	B	C	D	E
CTCETM5KNI005	CTCETM5KNI05	CTCETM5KNI15	5 kN	57	80	78	M20X1.5	22.5
CTCETM10KNI005	CTCETM10KNI05	CTCETM10KNI15	10 kN					
CTCETM25KNI005	CTCETM25KNI05	CTCETM25KNI15	25 kN					
CTCETM50KNI005	CTCETM50KNI05	CTCETM50KNI15	50 kN	82	110	106	M30X2	34.5
CTCETM75KNI005	CTCETM75KNI05	CTCETM75KNI15	75 kN					
CTCETM100KNI005	CTCETM100KNI05	CTCETM100KNI15	100kN					

Test applications

High long term stability

TECHNICAL DATA

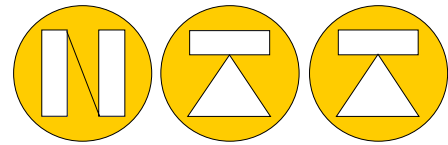
MP10 INDICATOR	Accuracy class: EN ISO 376	00	0.5	1
	Accuracy class: EN 10002-3	00	0.5	1
 <p>THE PERFECT INDICATOR FOR EN ISO376 TEST SYSTEMS</p>	NOMINAL LOAD ⁽¹⁾	5 - 10 - 25 - 50 - 75 - 100 kN		
	RELATIVE ERROR (of reading)			
	a) repeatability 0°-120°-240° (b')	≤ ±0.050% ⁽²⁾	≤ ±0.085% ⁽²⁾	≤ ±0.150% ⁽²⁾
	b) interpolation (fc)	≤ ±0.020% ⁽²⁾	≤ ±0.040% ⁽²⁾	≤ ±0.055% ⁽²⁾
	c) reversivity (u)	≤ ±0.070% ⁽²⁾	≤ ±0.135% ⁽²⁾	≤ ±0.250% ⁽²⁾
	d) zero (fo)	≤ ±0.010% F.S.	≤ ±0.020% F.S.	≤ ±0.020% F.S.
	LINEARITY	≤ ±0.03% F.S.		
	HYSTERESIS	≤ ±0.03% F.S.		
	TEMPERATURE EFFECT 10°C			
	a) on zero	≤ ±0.030% F.S.		
b) on sensitivity	≤ ±0.011% F.S.			
NOMINAL SENSITIVITY	2mV/Volt			
SENSITIVITY TOLLERANCE	≤ ±0.1% F.S.			
INPUT RESISTANCE	420±1Ω			
OUTPUT RESISTANCE	352±1Ω			
INSULATION RESISTANCE	5 GΩ			
ZERO BALANCE	0.5 % F.S.			
RECOMENDED SUPPLY VOLTAGE	10 Volt			
NOMINAL RANGE VOLTAGE	1-15 Volt			
MAXIMUM SUPPLY VOLTAGE	18 Volt			
MECHANICAL LIMIT VALUES RELATED TO NOMINAL LOAD				
a) service load	120% F.S.			
b) max permissible load	150% F.S.			
c) breaking load	>300% F.S.			
d) maximum side load	100% F.S.			
e) max permissible dynamic load	50% F.S.			
DISPLACEMENT AT NOMINAL LOAD	max. 0.3mm			
REFERENCE TEMPERATURE	+23°C			
NOMINAL TEMPERATURE RANGE	-10/+40 °C			
SERVICE TEMPERATURE RANGE	-10/+70 °C			
STORAGE TEMPERATURE	-20/+80 °C			
WEIGHT	1.51 - 4.45 kg			
PROTECTION CLASS (DIN EN 60529)	IP67			
CELL MATERIAL	Stainless Steel			
CABLE LENGTH	5m			
TCE TM Tension				

⁽¹⁾ kg calibration on request.

⁽²⁾ Percentual errors calculated to the value read, min. 1/ 10 of the nominal load. Classifications according ASTM E74 on request.

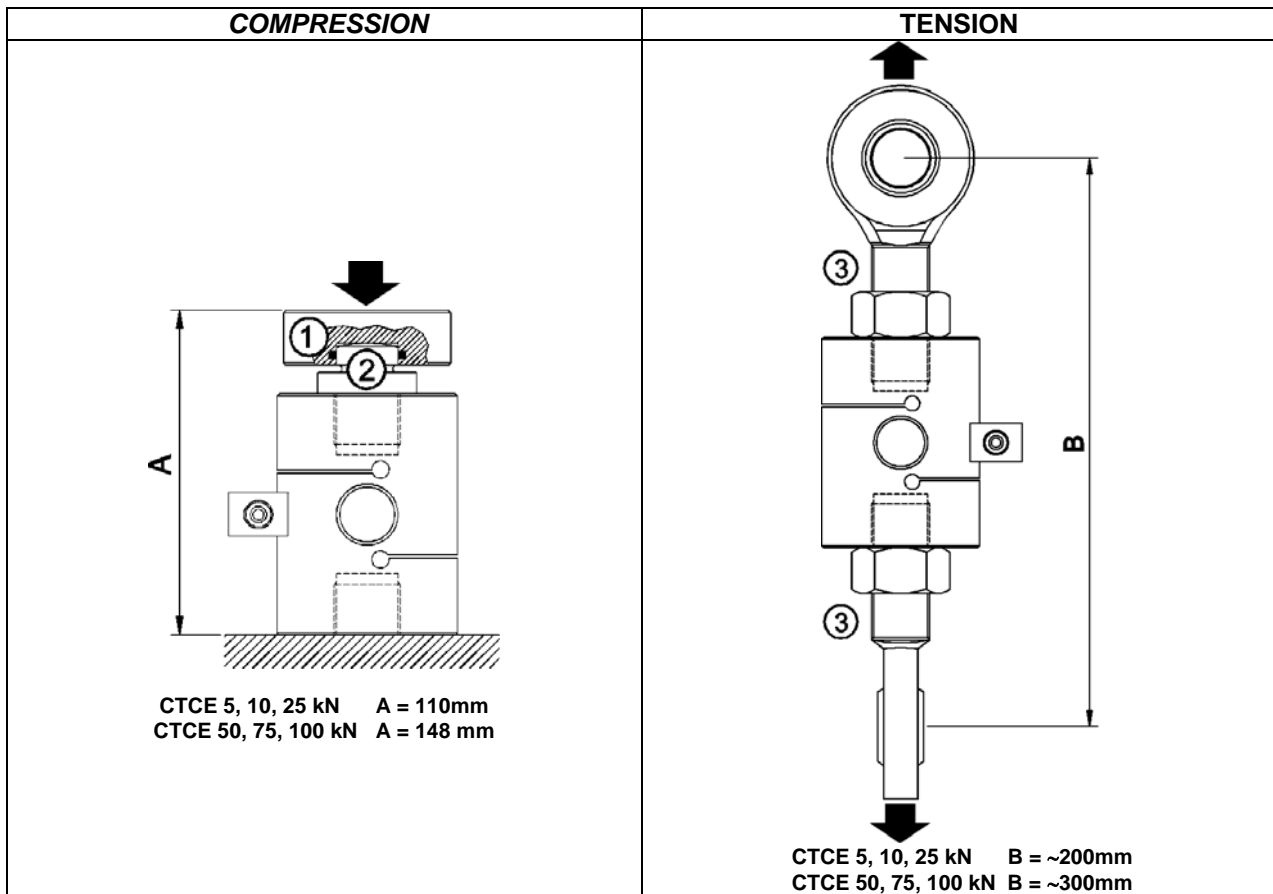
CTCE-TM Compression/Tension Load cell

DATA SHEET: CTCE.TM.02.07.02/rev 02



NORDIC TRANSDUCER

APPLICATIONS TCE.213.R0



WARNING:

Cable weight can influence the measurement, we therefore recommended to place it on the opposite site of the load.



	CODE:		ACCESSORIES (optionals):
CTCE: 5, 10, 25 kN	CTIC22	1	Load head.
	CTS/25.M20	2	Spherical load head.
	CEM20L	3	Rod end Bearing
CTCE: 50, 75, 100 kN	CTIC28	1	Load head.
	CTS/45.M30	2	Spherical load head.
	CEM30L	3	Rod end Bearing

ELECTRICAL CONNECTIONS

PVC 105°C cable Ø3.8mm with 4 tinned conductors Ø0.35mm² and tinned shield.

Dynamometer	OUTPUT	CABLE	MIL7M (optional)
	EXCITATION+ EXCITATION - OUTPUT+ OUTPUT- -----	Red Black White Yellow Shield*	C B A D E

* not connected to the load cell body.

Nordisk Transducer Teknik Als Odde DK9560 Hadsund Denmark
Tel. +45 98581444 Fax. +45 98581866
E-mail: ntt@ntt.dk Internet: <http://www.ntt.dk>

Distributor: